




24.01.24

Parents' Meeting

Introduction to Read Write Inc.

Reading feeds the imagination, it expands horizons and offers new and exciting ways of seeing and making sense of our lives and of the world around us.

Michael Morpurgo



Reading changes everything

Teach a child to read and keep that child reading
and we will change everything.

And I mean everything.

Jeanette Winterson

- Children learning to read in YR- Y2
- Older children who need to 'catch up'
- Taught in groups based on their stage of reading

Read Write Inc. Phonics daily lessons



Fresh Start Modules: reading and writing



What is phonics?

- Sounds


- Graphemes



English alphabetic code

- 44 sounds
- 26 letters
- Over 150+ graphemes (letter combinations)

One of the most complex alphabetic codes in the world.



Speed Sounds Set 1 and Set 2

Consonant sounds – stretchy

f	l	m	n	r	s	v	z	sh	th	ng nk
---	---	---	---	---	---	---	---	----	----	----------

Consonant sounds – bouncy

b	c k	d	g	h	j	p	qu	t	w	x	y	ch
---	--------	---	---	---	---	---	----	---	---	---	---	----

Vowel sounds – bouncy

a	e	i	o	u
---	---	---	---	---

Vowel sounds – stretchy

ay	ee	igh	ow
----	----	-----	----

Vowel sounds – stretchy

oo	oo	ar	or	air	ir	ou	oy
----	----	----	----	-----	----	----	----

Pure Sounds (ruthmiskin.com)

Sound pronunciation guide



<https://www.youtube.com/watch?v=yln6PpV1G1I>

Fred



Sounds + blending = reading



+

sat

Teach spelling using Fred Finger



‘Three with me, four at home’

Accuracy

Fluency

Comprehension

Read and enjoy at home

Depending on your phonics groupings you will bring home any of these books.



Reception

From Reception, children start learning the sounds individual letters make and use these to start reading.

By the end of Autumn term 1 Reception children should know all the sounds the letters of the alphabet make.

By the end of Autumn term 2, Reception children should be able to hear a word sounded out and be able to say the word (Fred talk).
“r – e – d = red”.

<https://www.youtube.com/watch?v=D762JeZkZiA&t=28s>

Reception

By the end of Spring term 1, Reception children should be able to read simple CV and CVC words by Fred talking them to read the word. They will begin to read these words in simple sentences.

By the end of Spring term 2, Reception children should be able to know some digraphs (2 letters that make one sound). These are called special friends in RWI. Reception children should be able to read CVC words with these sounds in. Children will come home with red RWI books to practice.

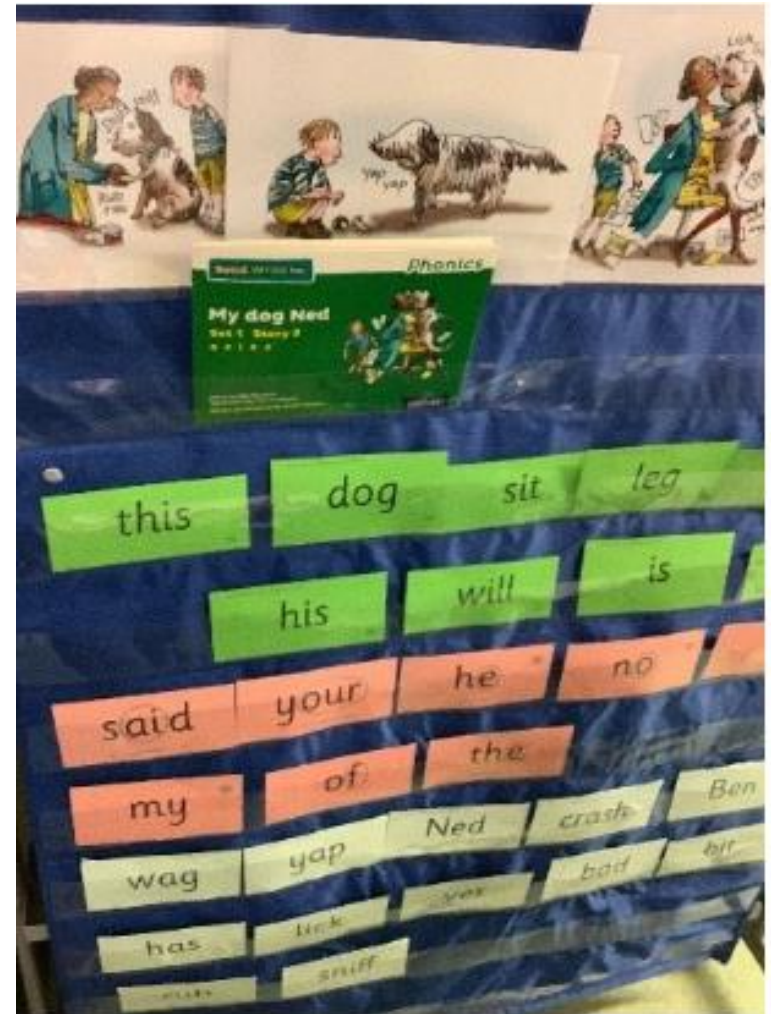
https://www.youtube.com/watch?v=sd_p03

Scouc

Reception

By the end of Summer term 1, Reception children should be able to read CCVC or CVCC words by sounding out (including nonsense words). Children will come home with green books to practice.

By the end of Summer term 2, Reception children should be able to 'Fred in your head' – (sound out words in their head to read) CCVC and CVCC words. Children will come home with purple books to practice.



Year 1

By the end of Autumn term 1 year one children should know all the RWI set one sounds and be able to read them accurately. Children will come home with purple books to practice.

By the end of Autumn term 2, year one children should know some set two special friends sounds (ay, ee, igh, ow, oo, oo) and read words containing these sounds. Children will come home with pink books.



Year 1

By the end of Spring term 1, year one children should know some more set two special friends sounds (ar, or, air, ir, ou, oy) and read words containing these sounds. Children will come home with orange books.

By the end of Spring term 2, year one children should be able to confidently read words with all set one and set two sounds in. Children will come home with yellow books.

By the end of Summer term 1, year one children should be developing their comprehension and fluency when reading. Children will come home with yellow books to practice.

By the end of Summer term 2, year one children should know some set 3 sounds (a-e, e-a, i-e, o-e, u-e, oi) and be reading 60-70 words per minute with expression and understanding. Children will come home with blue books to practice.



Year 2

By the end of Autumn term 1 year two children should know some set 3 sounds (a-e, e-a, i-e, o-e, u-e, oi) and be reading 60-70 words per minute with expression and understanding. Children will come home with blue books to practice.

By the end of Autumn term 2, year two children should know some more set 3 sounds (ai, oa, aw, ur, er, ire, ear, ure, ew, are, ow) and should be able to confidently read words with these sounds in. By this stage year two children should be reading 70-80 words per minute with expression and understanding. Children will come home with grey books to practice.

<https://www.youtube.com/watch?v=w6cRqzeG2hs>

Year 2

By the end of Spring term, year two children should be consolidating all of set 1, 2 and 3 sounds and be working on fluency and comprehension. They should be able to read 90-100 words per minute with expression and a good level of understanding on what they have read. Children will come home with grey books.

During the Summer term for year two children, they should no longer need daily RWI phonics lessons and should be confident, fluent readers with a love for stories.

<https://www.youtube.com/watch?v=w6cRqzeG2hs>

What can I do?

1. Use pure sounds, not letter names
2. Use Fred Talk to read and spell words
3. Listen to your child read their Storybook every day
4. Read stories to your child every day

Online resources available

Ruth Miskin Parents' Page:

<http://www.ruthmiskin.com/en/parents/>

Ruth Miskin Facebook:

<https://www.facebook.com/miskin.education>

Free e-books for home reading:

<http://www.oxfordowl.co.uk/Reading/>

Any other questions

Q&A